



Location: ACL1 - City Hall

Report on 24-hour TSP monitoring

Action Level ($\mu\text{g}/\text{m}^3$) - 163

Limit Level ($\mu\text{g}/\text{m}^3$) - 260

Date	Sampling Time	Weather Condition	Filter paper no.	Filter Weight, g		Elapse Time, hr		Sampling Time, hr	Flow Rate, m^3/min			Total Volume, m^3	TSP Level, $\mu\text{g}/\text{m}^3$
				Initial	Final	Initial	Final		Initial, Q_{si}	Final, Q_{sf}	Average		
1-Feb-17	8:00	Cloudy	18990	2.8948	2.9747	1498.08	1522.08	24.00	0.86	0.86	0.86	1240	64.5
7-Feb-17	8:00	Fine	19066	2.8525	2.9486	1525.09	1549.09	24.00	0.76	0.75	0.76	1087	88.4
13-Feb-17	8:00	Fine	19153	2.8180	2.8752	1552.09	1576.09	24.00	0.73	0.73	0.73	1051	54.4
18-Feb-17	8:00	Fine	19209	2.8267	2.9958	1579.12	1603.12	24.00	0.85	0.86	0.86	1232	137.2
24-Feb-17	8:00	Cloudy	19256	2.8504	2.9337	1606.17	1630.17	24.00	0.54	0.54	0.54	779	106.9

Report on 1-hour TSP monitoring

Action Level ($\mu\text{g}/\text{m}^3$) - 460

Limit Level ($\mu\text{g}/\text{m}^3$) - 500

Date	Sampling Time	Weather Condition	Filter paper no.	Filter Weight, g		Elapse Time, hr		Sampling Time, hr	Flow Rate, m^3/min			Total Volume, m^3	TSP Level, $\mu\text{g}/\text{m}^3$
				Initial	Final	Initial	Final		Initial, Q_{si}	Final, Q_{sf}	Average		
2-Feb-17	8:10	Cloudy	19075	2.8460	2.8482	1522.09	1523.09	1.00	0.73	0.73	0.73	44	50.5
2-Feb-17	9:17	Cloudy	19072	2.8398	2.8410	1523.09	1524.09	1.00	0.73	0.73	0.73	44	27.6
2-Feb-17	10:20	Cloudy	19069	2.8539	2.8554	1524.09	1525.09	1.00	0.76	0.76	0.76	46	32.9
8-Feb-17	8:15	Cloudy	19162	2.8085	2.8113	1549.09	1550.09	1.00	0.79	0.79	0.79	47	59.2
8-Feb-17	9:17	Cloudy	19159	2.8284	2.8304	1550.09	1551.09	1.00	0.72	0.72	0.72	43	46.3
8-Feb-17	10:19	Cloudy	19156	2.8183	2.8195	1551.09	1552.09	1.00	0.79	0.79	0.79	47	25.4
14-Feb-17	8:10	Fine	19227	2.8474	2.8526	1576.09	1577.09	1.00	0.87	0.87	0.87	52	100.1
14-Feb-17	9:55	Fine	19243	2.8438	2.8479	1577.09	1578.09	1.00	0.87	0.87	0.87	52	78.9
14-Feb-17	11:00	Fine	19233	2.8350	2.8384	1578.09	1579.09	1.00	0.73	0.73	0.73	44	77.7
20-Feb-17	8:09	Cloudy	19205	2.8358	2.8422	1603.12	1604.12	1.00	0.85	0.85	0.85	51	125.9
20-Feb-17	9:17	Cloudy	19202	2.8252	2.8323	1604.12	1605.12	1.00	0.85	0.85	0.85	51	139.7
20-Feb-17	10:20	Cloudy	19135	2.8562	2.8629	1605.12	1606.12	1.00	0.85	0.85	0.85	51	131.8
25-Feb-17	8:05	Cloudy	19503	2.8491	2.8504	1630.17	1631.17	1.00	0.37	0.37	0.37	22	58.8
25-Feb-17	9:17	Cloudy	19500	2.8870	2.8882	1631.17	1632.17	1.00	0.37	0.37	0.37	22	54.3
25-Feb-17	10:20	Cloudy	19499	2.8660	2.8726	1632.17	1633.17	1.00	0.54	0.54	0.54	33	202.9



Location: ACL2a - Contractor HK/2012/08 Site office

Report on 24-hour TSP monitoring
Action Level ($\mu\text{g}/\text{m}^3$) - 187.3
Limit Level ($\mu\text{g}/\text{m}^3$) - 260

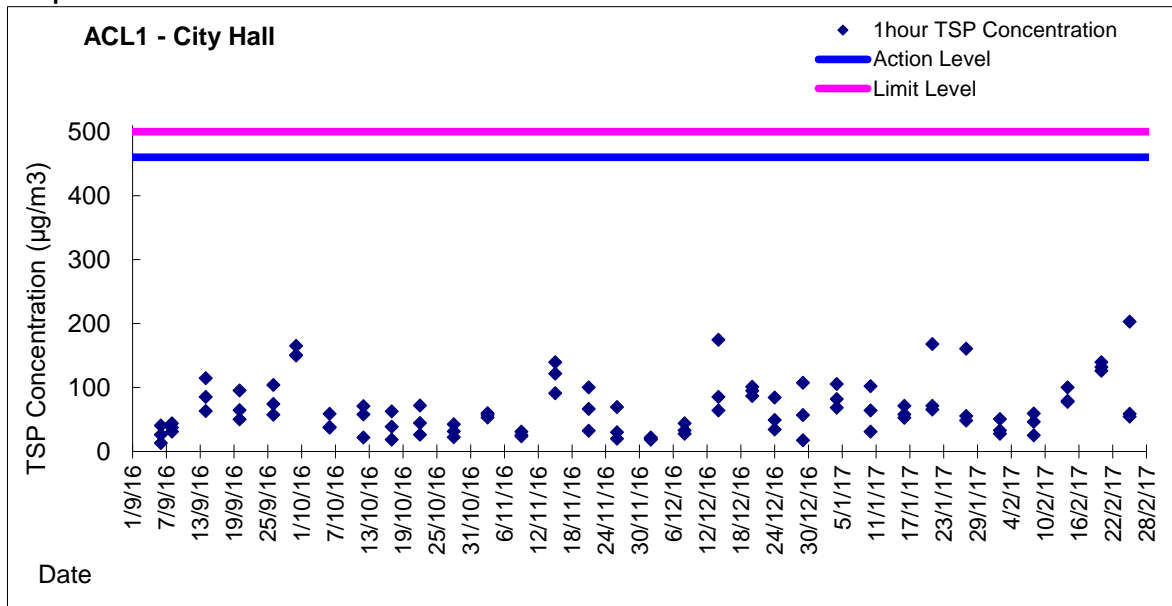
Date	Sampling Time	Weather Condition	Filter paper no.	Filter Weight, g		Elapse Time, hr		Sampling Time, hr	Flow Rate, m^3/min			Total Volume, m^3	TSP Level, $\mu\text{g}/\text{m}^3$
				Initial	Final	Initial	Final		Initial, Q_{si}	Final, Q_{sf}	Average		
1-Feb-17	8:00	Cloudy	18968	2.8478	2.9394	6669.78	6693.78	24.00	1.11	1.12	1.11	1606	57.1
7-Feb-17	8:00	Fine	18519	2.8547	2.9730	6696.78	6720.78	24.00	1.18	1.17	1.18	1693	69.9
13-Feb-17	8:00	Fine	19145	2.8302	2.9884	6723.78	6747.78	24.00	1.12	1.12	1.12	1613	98.1
18-Feb-17	8:00	Fine	19213	2.8522	3.0233	6750.78	6774.78	24.00	1.21	1.21	1.21	1737	98.5
24-Feb-17	8:00	Cloudy	19354	2.8273	2.9064	6777.78	6801.78	24.00	1.21	1.21	1.21	1742	45.4

Report on 1-hour TSP monitoring
Action Level ($\mu\text{g}/\text{m}^3$) - 300.1
Limit Level ($\mu\text{g}/\text{m}^3$) - 500

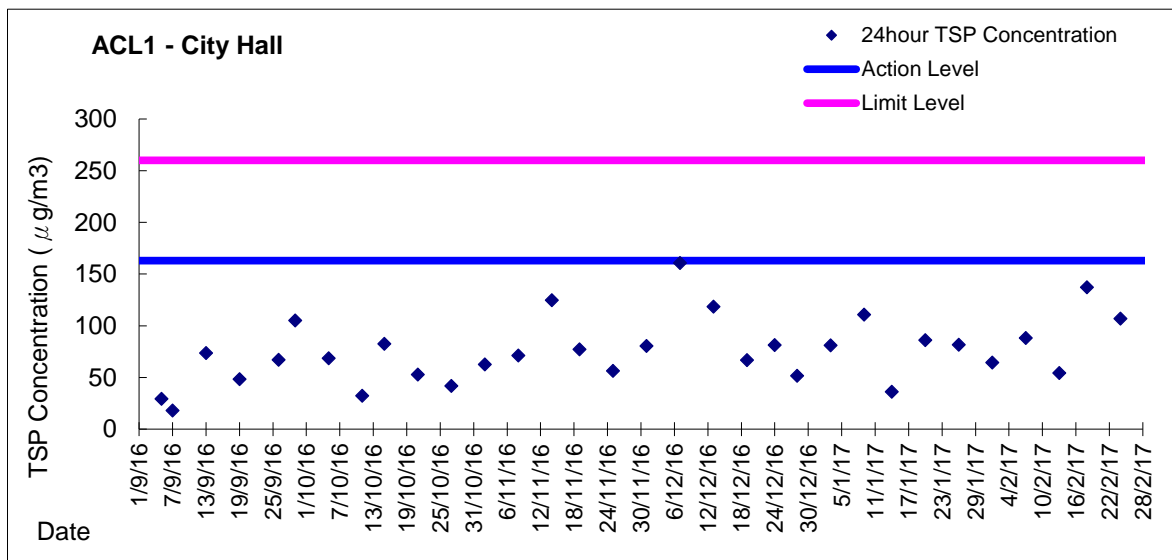
Date	Sampling Time	Weather Condition	Filter paper no.	Filter Weight, g		Elapse Time, hr		Sampling Time, hr	Flow Rate, m^3/min			Total Volume, m^3	TSP Level, $\mu\text{g}/\text{m}^3$
				Initial	Final	Initial	Final		Initial, Q_{si}	Final, Q_{sf}	Average		
2-Feb-17	8:10	Cloudy	19057	2.8521	2.8568	6693.78	6694.78	1.00	1.18	1.18	1.18	71	66.3
2-Feb-17	9:30	Cloudy	19063	2.8490	2.8576	6694.78	6695.78	1.00	1.18	1.18	1.18	71	121.4
2-Feb-17	13:00	Cloudy	19059	2.8654	2.8782	6695.78	6696.78	1.00	1.24	1.24	1.24	75	171.4
8-Feb-17	8:05	Cloudy	19196	2.8153	2.8231	6720.78	6721.78	1.00	1.21	1.21	1.21	72	107.7
8-Feb-17	9:30	Cloudy	19171	2.8550	2.8640	6721.78	6722.78	1.00	1.21	1.21	1.21	72	124.3
8-Feb-17	10:40	Cloudy	19164	2.8133	2.8225	6722.78	6723.78	1.00	1.21	1.21	1.21	72	127.0
14-Feb-17	8:05	Fine	19140	2.8570	2.8668	6747.78	6748.78	1.00	1.12	1.12	1.12	67	145.9
14-Feb-17	9:17	Fine	19247	2.8523	2.8597	6748.78	6749.78	1.00	1.12	1.12	1.12	67	110.2
14-Feb-17	11:00	Fine	19235	2.8454	2.8511	6749.78	6750.78	1.00	1.12	1.12	1.12	67	84.9
20-Feb-17	8:10	Cloudy	19043	2.8534	2.8614	6774.78	6775.78	1.00	1.23	1.23	1.23	74	108.4
20-Feb-17	9:15	Cloudy	19351	2.8227	2.8319	6775.78	6776.78	1.00	1.20	1.20	1.20	72	127.9
20-Feb-17	10:45	Cloudy	19361	2.8342	2.8427	6776.78	6777.78	1.00	1.17	1.17	1.17	70	121.4
25-Feb-17	8:05	Cloudy	19398	2.8415	2.8431	6801.78	6802.78	1.00	1.15	1.15	1.15	69	23.2
25-Feb-17	9:15	Cloudy	19487	2.8567	2.8592	6802.78	6803.78	1.00	1.15	1.15	1.15	69	36.2
25-Feb-17	10:45	Cloudy	19481	2.8781	2.8853	6803.78	6804.78	1.00	1.15	1.15	1.15	69	104.3



Graphic Presentation of 1 hour TSP Result

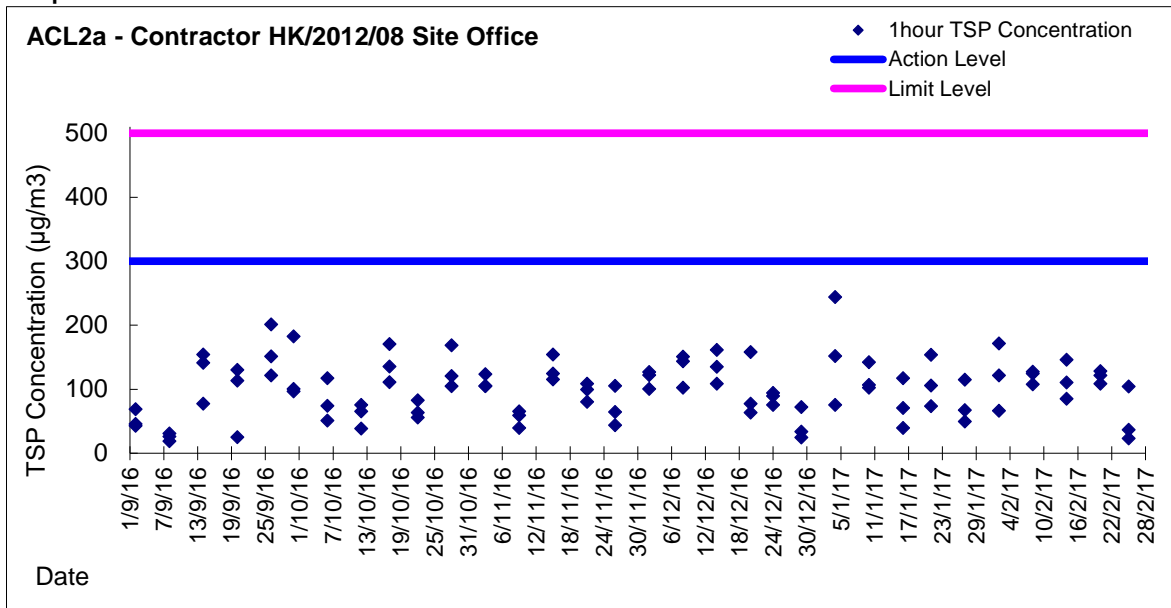


Graphic Presentation of 24 hour TSP Result





Graphic Presentation of 1 hour TSP Result



Graphic Presentation of 24 hour TSP Result

